

# Microsoft Clipchamp Essentials



## Course Details

**Course Name** Microsoft Clipchamp Essentials

**Duration** 1 Day

**Course Code** AFBMCCE

**Assumed Knowledge** None

## Course Aims

This course will teach you how to create professional and engaging videos using Microsoft Clipchamp, an online video editor that offers a range of templates, animations, motion graphics, collaboration tools, video storytelling and marketing tips, and troubleshooting and support resources.

## What You Will Learn

You will learn how to use the online video editor to create professional and engaging videos for various purposes. You will explore the features and functions of Clipchamp, such as importing media, trimming and splitting clips, adding transitions and effects, working with templates, adding animations and motion graphics, and more. You will also learn how to collaborate with others on video projects, how to review and provide feedback, and how to troubleshoot common issues. Finally, you will learn some tips and tricks for effective video storytelling, video marketing, and video distribution

## Skills

- Learn how to use templates to create professional-looking videos quickly and easily.
- Master the skills of adding animations and keyframing to enhance your video's visual appeal and motion graphics.
- Discover the best practices of video storytelling, video marketing, and video distribution to reach and engage your target audience.

## Target Audience

The course is suitable for beginners who have no prior experience with video editing, as well as for intermediate users who want to improve their skills and learn new features. The course covers the basics of video production, such as importing media, trimming clips, adding transitions, titles, effects, and music, as well as advanced topics, such as chroma key, animations, screen recording, and exporting options. The course is ideal for students, teachers, entrepreneurs, marketers, content creators, and anyone who wants to communicate their ideas effectively through video.

## Course Content

### Module 1 – Introduction to Clipchamp

Topic A Overview of Clipchamp

Topic B Licensing & Signing In

### Module 2 – Uploading & Importing Media

Topic A Importing Videos & Images

Topic B Organising Media

### Module 3 – Basic Video Editing

Topic A Trimming & Cutting

Topic B Adding Transitions

Topic C Adding Text & Titles

### Module 4 – Advanced Video Editing

Topic A Adding Effects & Filters

Topic B Overlays & Elements

Topic C Audio Editing

### Module 5 – Creating Slideshows

Topic A Creating Slideshow videos

Topic B Adding Music

### Module 6 – Exporting & Sharing

Topic A Exporting Videos

Topic B Sharing Videos

### Module 7 – Working with Templates

Topic A Exploring Templates

Topic B Customising Templates

### Module 8 – Animations & Motion Graphics

Topic A Adding Animations

Topic B Keyframing

### Module 9 – Collaboration & Teamwork

Topic A Collaborative Editing

Topic B Review & Feedback

### Module 10 – Tips & Tricks for Effective Video Creation

Topic A Video Storytelling

Topic B Creating Engaging Content

### Module 11 – Video Marketing & Distribution

Topic A Video Marketing Strategies

Topic B Video SEO & Distribution

### Module 12 – Troubleshooting & Support

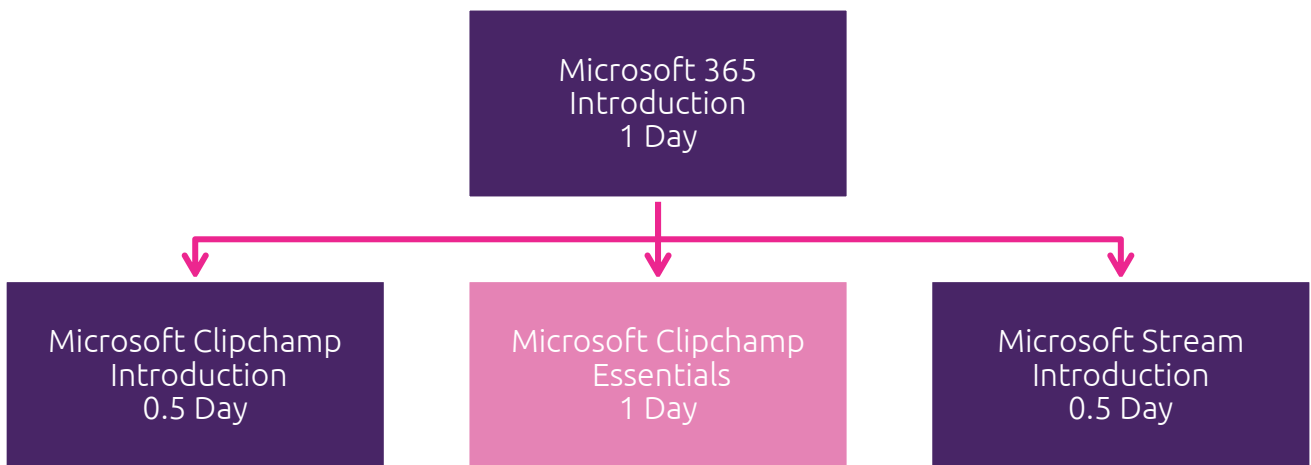
Topic A Common Issues & Solutions

Topic B Accessing Support

## Course Progression

If you want to learn how to use Microsoft Clipchamp effectively and efficiently, we have the right course for you. We offer different levels of courses, from beginner to expert, that will teach you how to create, edit, and share videos using Microsoft Clipchamp. You'll learn from our skilled trainers who have extensive experience in using Microsoft Clipchamp for various scenarios and purposes. They'll show you how to use the app's features and functions to optimize your video creation and editing workflow. You'll also get to practice your skills in interactive exercises and quizzes and get feedback and support from our trainers and peers. By the end of the course, you'll be able to use Microsoft Clipchamp confidently and competently for your own needs and goals. You'll be able to create and edit videos that are engaging and impactful, and that integrate with other Microsoft tools like PowerPoint, Teams, and Stream.

Whether you're new to Microsoft Clipchamp or want to enhance your existing skills, we have a course that suits your level and objectives. Our courses are flexible, engaging, and relevant to your context and industry. Join us today and discover how Microsoft Clipchamp can transform your video creation and editing skills. Here are some of the courses we offer:



## About Appetite

### Audacious, Human, Purposeful, Rigorous, Kind

Our company values underpin everything we do and are at the heart of our business.







Established in 2016, Appetite is passionate about helping people and organisations use technology as a force for good with values and culture being a guiding force for how we achieve this.

We will help you engage with your colleagues and customers through technology and our people – our difference makers – will be pivotal in helping you to achieve this.

We help companies to simplify technology and get the most out of Microsoft Cloud technologies to grow. We provide easier to access data analytics, faster business processes, better workflows and productivity, and a better understanding of how your business is performing.

## Accreditation

We adhere to several elite standards giving you the confidence that you are working with a partner who strives to be the very best, by continuously improving our management system and processes we work to the highest possible standard.

Security	Accreditations	Pledges
   	  <b>Certified</b>  <b>Corporation</b>  